

## ANGLED-PC F8 FIBRE OPTIC CONTACT



### Angled Physical Contact F8 fibre optic contacts - offering a high quality solution

The F8 fibre optic contact is an APC (angle physical contact) that provides lower insertion loss and a very low back reflection. The ferrule's endface is polished to an 8° angle and offers an improved performance at the fibre/fibre interface. The exact alignment of the fibre is ensured by a precision alignment mechanism.

The F8 contact is a great solution for applications such as communication, broadcast or test & measurement. It fulfils the IEC 61753-1 part 1 standard regarding fibre optic contact performance under service environment.



The angled-PC F8 fibre optic contact is designed to fit into LEMO 2K and 3K Series connectors. These connectors are capable of handling cable diameters from 3.6 mm to 9.0 mm. Angled-PC F8 contact's main features are:

- low insertion loss
- high stability over repeated matings
- green colour identification
- single mode fibre
- high return loss
- easy cleaning of the contacts
- precision positioning guide

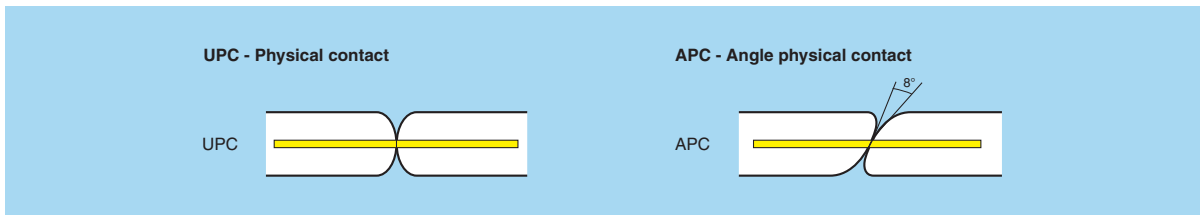
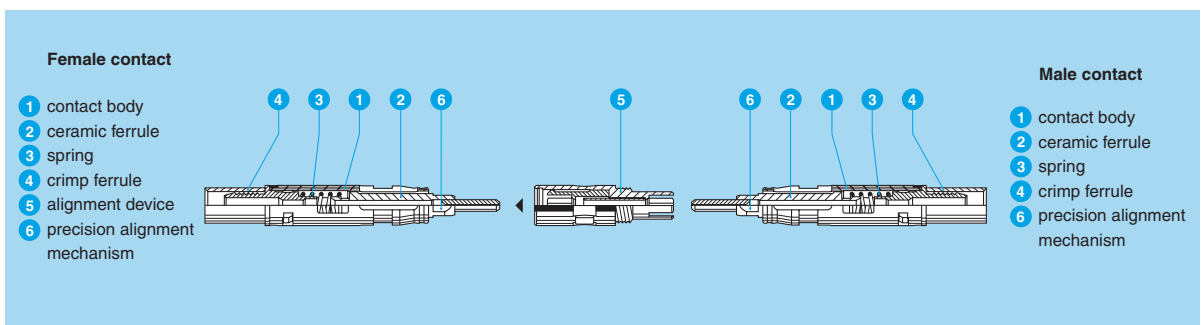
### Technical Characteristics

Characteristics	Value	Standard
Mating durability	5000 cycles	IEC 61300-02-02
Damp heat steady state	up to 95% at -40° C	IEC 61300-02-19
High temperature	+85° C	IEC 61300-02-18
Low temperature	-40° C	IEC 61300-02-17
Cable retention	100 N	IEC 61300-02-04

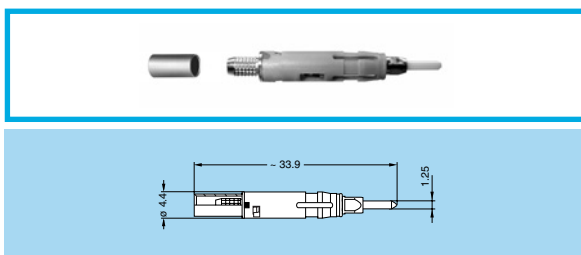
### Optical

Characteristics	Value	Standard	Method
Average insertion loss fibre 9/125 µm	< 0.30 dB	IEC 61300-03-34	Method 1
Return loss fibre 9/125 µm (APC)	> 60 dB	IEC 61300-03-06	Coupler Method

### Part Section Showing Internal Components

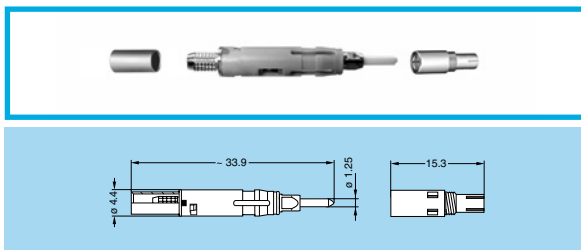


### Models



#### FFS.F8 Male F8 fibre optic contact

Part Number	Ferrule hole dia. (µm)
FFS.F8.125.LCE30	125
FFS.F8.126.LCE30	126

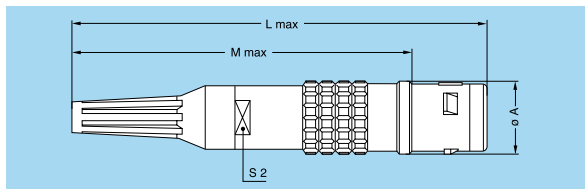



#### PSS.F8 Female F8 fibre optic contact

Part Number	Ferrule hole dia. (µm)
PSS.F8.125.LCE30	125
PSS.F8.126.LCE30	126

Note: all dimensions are in millimetre.

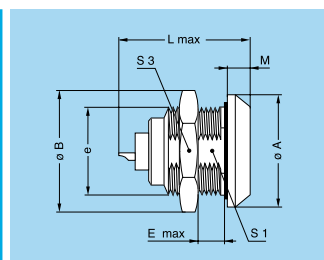
## Connectors for F8 fibre optic contact



**FGG** Straight plug, key (G) or keys (A...F, L and R), cable adaptor and nut for fitting a bend relief

Reference		Dimensions (mm)			
Model	Series	A	L	M	S2
FGG	2K	16	101	85	12
FGG	3K	19	109	89	15

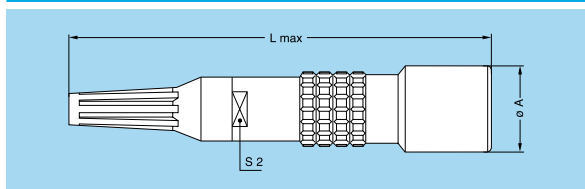

**Note:** The bend relief must be ordered separately. Two male fibre optic contacts FFS.F8.125.LCE30 (125µm) must be ordered separately



**EGG** Fixed socket, nut fixing, key (G) or keys (A...F, L and R)

Reference		Dimensions (mm)							
Model	Series	A	B	e	E	L	M	S1	S3
EGG	2K	25	27	M20x1	9	41.0	5	18.5	24
EGG	3K	31	34	M24x1	11	42.5	6	22.5	30

**Note:** The bend relief must be ordered separately. Two female fibre optic contacts PSS.F8.125.LCE30 (125µm) must be ordered separately



**PHG** Free socket, key (G) or keys (A...F, L and R), cable adaptor and nut for fitting a bend relief

Reference		Dimensions (mm)		
Model	Series	A	L	S2
PHG	2K	19	103	12
PHG	3K	23	113	15


**Note:** The bend relief must be ordered separately. Two female fibre optic contacts PSS.F8.125.LCE30 (125µm) must be ordered separately

**Note:** all models recommended with stainless steel outer shell.

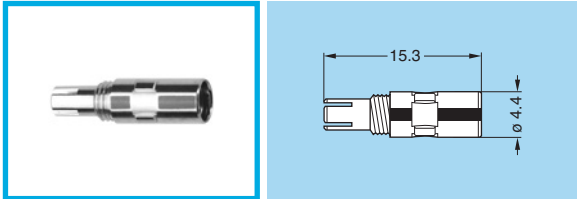
## Contact configuration

	View from mating side	Reference	No of fibre optic contacts		Electrical contact	
			F8	F2	No	ø A (mm)
<b>2K</b>		9AA	1	-	2	0.9
		9AG	1	-	8	0.7
<b>3K</b>		0AA	2	-	-	-
		0BA	1	1 <sup>1)</sup>	-	-
		9AE	2	-	6	0.9
		9BE	1	1 <sup>1)</sup>	6	0.9
		9AT	1	-	18	0.7

**Note:** 1) for F2 fibre optic contact, see fibre optic catalogue.



## Accessories




### PSS Alignment device for F8 fibre optic contact

Part Number

PSS.F8.290.NZZ

**Note:** Alignment device should be ordered as replacement item.

## Tools



### DCS Polishing plate

Part Number

Polishing machine Seiko Type

DCS.91.F85.AF12512

OFL-12

DCS.91.F85.AF12515

OFL-15

## Maintenance tools

### DCS.F2.035.PN Alignment device tool



Simple tool with two threaded end for installation/ extraction of the F8 contact alignment device. (dimensions of the tool are the same as for the F2 contact).  
For use with WST.KI.125.34 cleaning kit.

### WST.KI.125.34 Cleaning kit F2 contact



Fibre optic cleaning kit of 2 cotton buds, 1 dry and 1 being soaked in IPA (Isopropyl Alcohol) used for cleaning the fibre optic contacts.

## LEMO HEADQUARTERS

SWITZERLAND  
LEMO SA

Chemin des Champs-Courbes 28 - P.O. Box 194 - CH-1024 Ecublens  
Tel. (+41 21) 695 16 00 - Fax (+41 21) 695 16 02 - e-mail: info@lemo.com

[www.lemo.com](http://www.lemo.com)