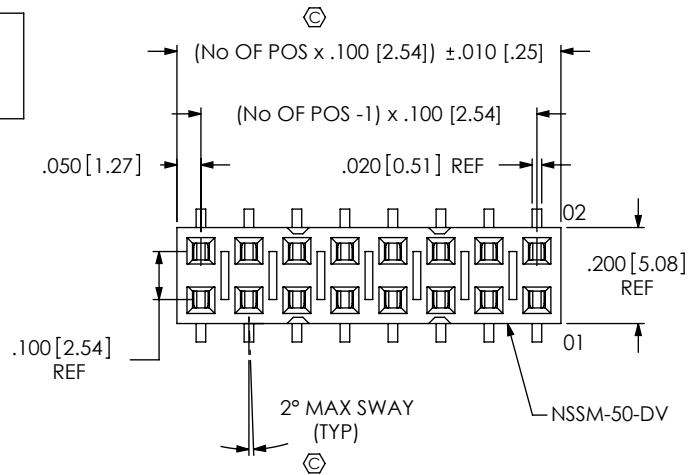


SSM-1XX-XXX-DV-XX-XX-X-XX

DO NOT SCALE FROM THIS PRINT



No OF POSITIONS
-02 THRU -40
(PER ROW) (SEE NOTE 7)

- PLATING
- S: 30μ" SELECTIVE GOLD IN CONTACT AREA MATTE TIN ON TAIL
 - L: 10μ" LIGHT SELECTIVE GOLD IN CONTACT AREA MATTE TIN ON TAIL
 - T: MATTE TIN CONTACT AND TAIL
 - F: 3μ" FLASH SELECTIVE GOLD CONTACT, MATTE TIN ON TAIL
 - H: 30μ" HEAVY GOLD IN CONTACT AREA 3μ" ON TAIL
 - STL: 30μ" SELECTIVE GOLD IN CONTACT AREA TIN/LEAD (90/10+/-5%) TAIL
 - SM: 30μ" SELECTIVE GOLD IN CONTACT AREA MATTE TIN ON TAIL
 - LM: 10μ" LIGHT SELECTIVE GOLD IN CONTACT AREA MATTE TIN TAIL
 - TM: MATTE TIN CONTACT AND TAIL
 - FM: 3μ" FLASH SELECTIVE GOLD IN CONTACT AREA MATTE TIN TAIL

- OPTION
- A: ALIGNMENT PIN (SEE FIG 3, SHT 2) (MOLDED: USE NSSM-XX-DV-XX, 4 POS MIN)
 - P: PICK & PLACE PAD (SEE NOTE 5) (USE PPP-01, SEE FIG 4, SHT 2)
 - M: METAL PICK & PLACE PAD (SEE NOTE 5) (USE LMP-02, SEE FIG 5, SHT 2)
 - K: POLYIMIDE FILM PAD (POS 2 THROUGH 40 - SEE NOTE 5) (USE K-DOT-.256-.375-.005, SEE FIG 6, SHT 2)
 - TR: TAPE & REEL (SEE FIG 8, SHT 2-29 POSITIONS MAX)

- OPTION
- BE: BOTTOM ENTRY (ONLY AVAILABLE ON -DV) (FOR -DV SEE NSSM-50-DV-XX)

- POLARIZING OPTION
- XX: POSITION TO BE POLARIZED (USE PK-06-N) (SEE FIG 7, SHT 2) (NOT AVAILABLE WITH -BE OPTION)

- ROW SPECIFICATION
- DV: DOUBLE VERTICAL (USE NSSM-XX-DV-XX)
- MOUNTING OPTION
- LC: LOCKING CLIP (USE LC-05-TM) (SEE FIG 2) (SEE NOTE 8)

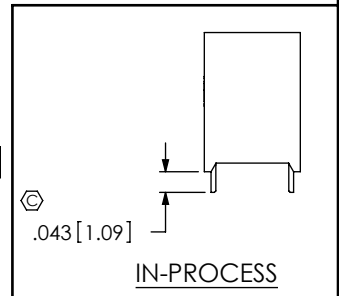
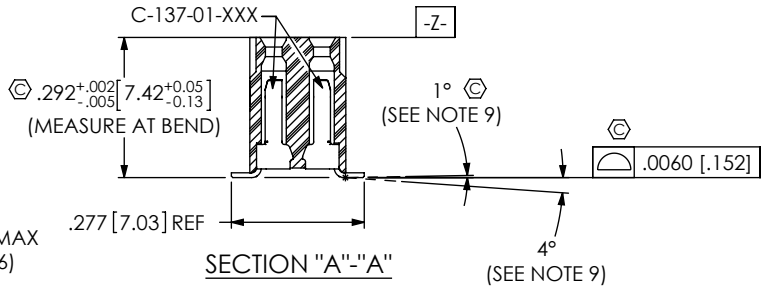
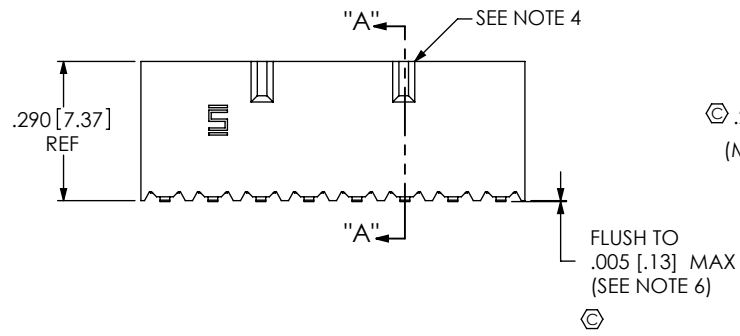
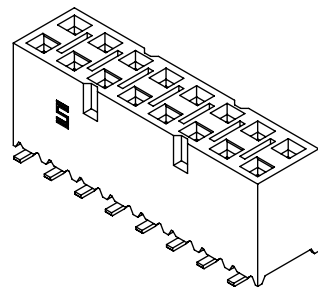
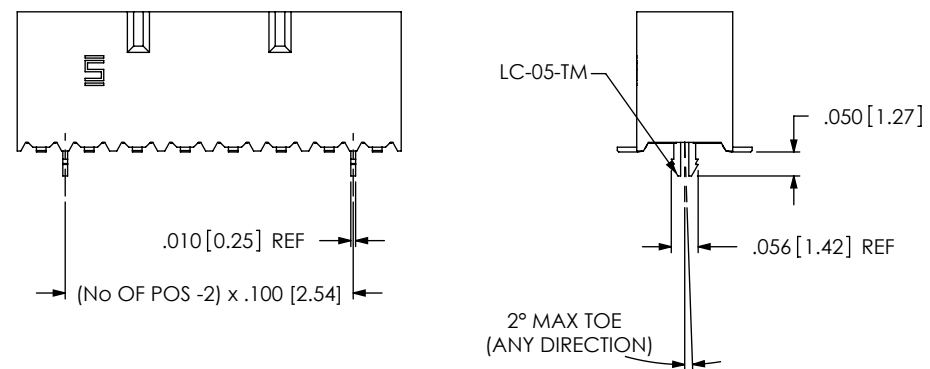


FIGURE 2
-LC: LOCKING CLIP OPTION



- NOTES:
1. Ⓢ REPRESENTS A CRITICAL DIMENSION.
 2. MINIMUM PULLOUT FORCE: .50 LBS
 3. MAXIMUM CUT FLASH: .010 [25].
 4. CUT PARTS MAY OR MAY NOT HAVE NOTCHES
 5. -P OPTION: 4 POSITION AND UNDER TO BE -T/R
 6. -M OPTION: 3 POSITION AND UNDER TO BE -T/R
 7. -K OPTION: 3 POSITION AND UNDER TO BE -T/R
 8. ALL OTHER POSITIONS WITH -P, -M, -K OPTIONS ARE TO BE TUBED, UNLESS -TR ORDERED BY CUSTOMER.
 9. FLUSH DIMENSION MUST BE INSPECTED ON BOTH ROWS OF ASSEMBLY.
 7. -40 MAX POSITION AVAILABLE, -50 FOR STOCK ONLY
 8. DUE TO THE HIGH AMOUNT OF INSERTION FORCE NEEDED, THE -LC OPTION IS NOT COMPATIBLE WITH AUTO PLACEMENT. SAMTEC RECOMMENDS MANUAL PLACEMENT FOR ALL ASSEMBLIES WITH THE -LC OPTION.
 9. THIS DIMENSION IS TO BE MEASURED RELATIVE TO DATUM -Z-.

UNLESS OTHERWISE SPECIFIED, DIMENSIONS ARE IN INCHES. TOLERANCES ARE:
DECIMALS ANGLES
.XX: ±.01 [.3] 2°
.XXX: ±.005 [.13]
.XXXX: ±.0020 [.051]

PROPRIETARY NOTE
THIS DOCUMENT CONTAINS INFORMATION CONFIDENTIAL AND PROPRIETARY TO SAMTEC, INC. AND SHALL NOT BE REPRODUCED OR TRANSFERRED TO OTHER DOCUMENTS OR DISCLOSED TO OTHERS OR USED FOR ANY PURPOSE OTHER THAN THAT WHICH IT WAS OBTAINED WITHOUT THE EXPRESSED WRITTEN CONSENT OF SAMTEC, INC.



520 PARK EAST BLVD, NEW ALBANY, IN 47150
PHONE: 812-944-6733 FAX: 812-948-5047
e-Mail: info@SAMTEC.com code 55322

MATERIAL: DO NOT SCALE DRAWING SHEET SCALE: 1:0.4
BODY: LCP UL 94 VO, COLOR: BLACK
CONTACT: PHOS BRONZE

DESCRIPTION:
.100 C.L. DOUBLE VERTICAL SMT SOCKET STRIP
DWG. NO.
SSM-1XX-XXX-DV-XX-XX-X-XX

FIGURE 3
-A: ALIGNMENT PIN
MOLDED (4 POSITION MIN)

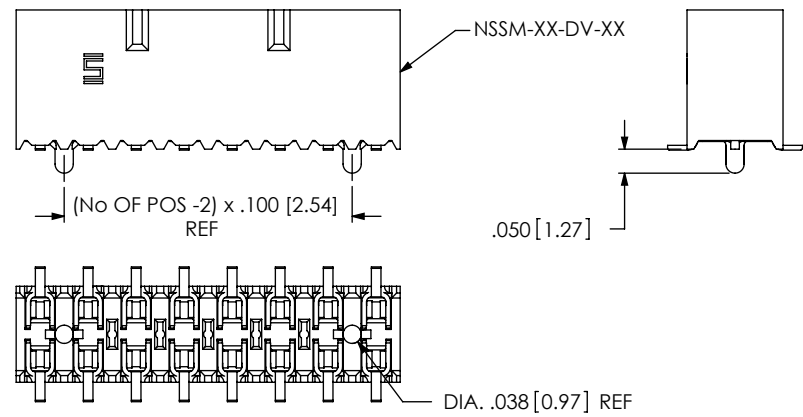


FIGURE 8
TAPE & REEL VIEW

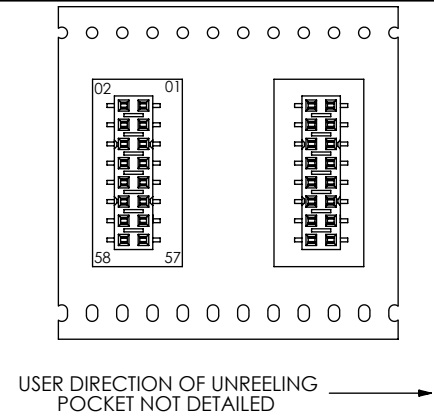


FIGURE 4

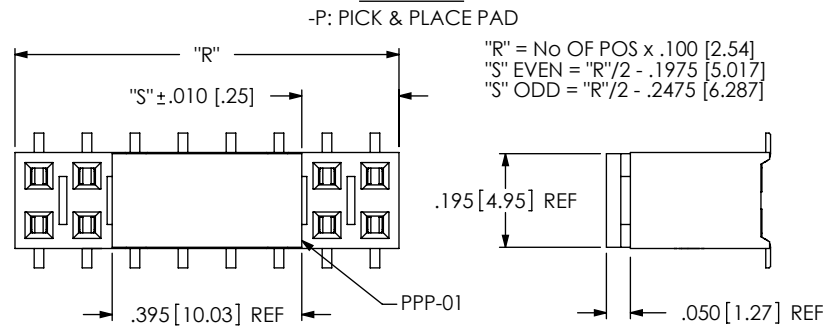


FIGURE 6

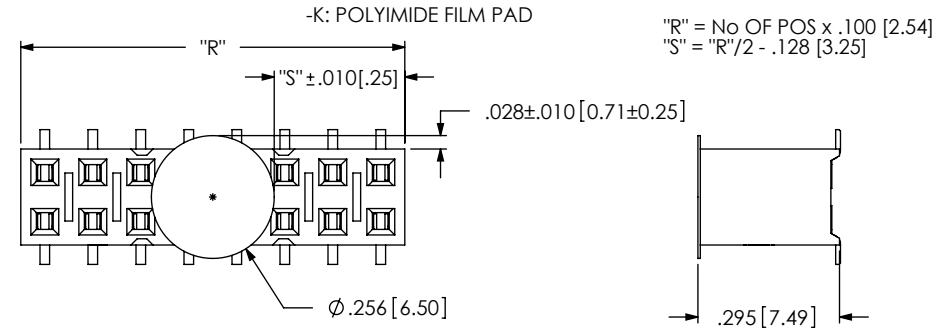


FIGURE 5

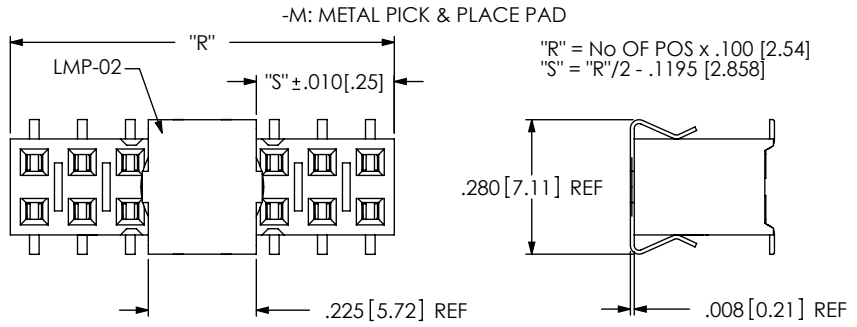
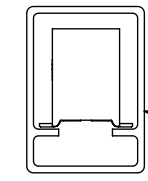
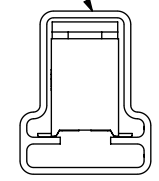


TABLE 1

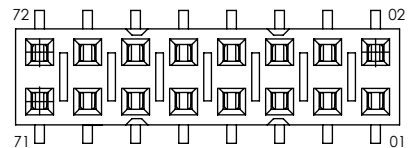
OPTION	PACKAGING TUBE	PLUG	POSITIONS ALLOWED
-K, -M -LC-K, -LC-M, -A-K, NONE, -LC, -A, -P-LC, -P	PT-1-24-01-103	TP-09	02 THRU 40
	PT-1-24-03-15	TP-03	02 THRU 40

PT-1-24-03-15



PT-1-24-01-103

FIGURE 7
POLARIZING POSITIONS



PROPRIETARY NOTE
THIS DOCUMENT CONTAINS INFORMATION CONFIDENTIAL AND PROPRIETARY TO SAMTEC, INC. AND SHALL NOT BE REPRODUCED OR TRANSFERRED TO OTHER DOCUMENTS OR DISCLOSED TO OTHERS OR USED FOR ANY PURPOSE OTHER THAN THAT WHICH IT WAS OBTAINED WITHOUT THE EXPRESSED WRITTEN CONSENT OF SAMTEC, INC.

DO NOT SCALE DRAWING

SHEET SCALE: 1:0.4



520 PARK EAST BLVD, NEW ALBANY, IN 47150
PHONE: 812-944-6733 FAX: 812-948-5047
e-Mail info@SAMTEC.com code 55322

DESCRIPTION:
.100 C.L. DOUBLE VERTICAL SMT SOCKET STRIP

DWG. NO.
SSM-1XX-XXX-DV-XX-XX-X-XX

BY: KEVIN B 3/8/2000 SHEET 2 OF 2