

Upper part of housing - ME 45 OT-MSTBO SET - 2909905

Please be informed that the data shown in this PDF Document is generated from our Online Catalog. Please find the complete data in the user's documentation. Our General Terms of Use for Downloads are valid (<http://download.phoenixcontact.com>)

Housing upper part, complete with COMBICON headers and screw plugs for full equipping. 32-pos., housing width: 45 mm



Product Features

- Tool-free mounting
- ME...TBUS connector with 5 parallel contacts can be snapped onto DIN rails to save space
- Large assembly area
- Gold contacts for data transmission and power supply (125 V, 8 A)
- Low design width with a high number of positions
- When a device is unplugged from the system as a whole, the signal chain is not interrupted# Supply via standard MINI COMBICON plug
- Recessed labeling areas
- Same PCB geometry for all design widths
- Fast mounting on DIN rails according to EN 60715
- Inflammability class V0 according to UL 94
- Cost savings thanks to easy device production
- Material and part identification embossed on the housing (recyclability)
- Metal foot catch
- Functional earth ground contact (EMC) integrated in the housing base
- Optional BUS connection integrated in the housing, for either parallel or serial contacting
- Electronic components can be partially removed



Key commercial data

Packing unit	1 1
Weight per Piece (excluding packing)	97.2 GRM
Custom tariff number	85369010
Country of origin	Germany

Upper part of housing - ME 45 OT-MSTBO SET - 2909905

Technical data

General

Housing type	Component housing
Housing material	Polyamide
Color	green

Dimensions

Length	99 mm
Constructional height	38.5 mm
Width	45 mm

Technical data

Connection in acc. with standard	CUL
Nominal voltage U_N	300 V
Nominal current I_N	12 A
AWG/kcmil	30-12
Indicator1	CUL1
Inflammability class according to UL 94	V0
Number of positions	32

Articles in set

Electronic housing - ME 45 OT-MSTBO GN - 2909743



Upper part of housing, double-level, for COMBICON connection, housing width: 45 mm

Base strip - MSTBO 2,5/ 4-G1L - 1861060



Header, Nominal current: 12 A, Rated voltage (III/2): 320 V, Number of positions: 4, Pitch: 5 mm, Assembly: Soldering, Article with lateral pin exit

Upper part of housing - ME 45 OT-MSTBO SET - 2909905

Articles in set

Housing - MSTBO 2,5/ 4-G1R - 1861073



Header, Nominal current: 12 A, Rated voltage (III/2): 320 V, Number of positions: 4, Pitch: 5 mm, Assembly: Soldering, Article with lateral pin exit

Printed-circuit board connector - MSTBT 2,5/ 4-ST - 1779851



Plug component, Nominal current: 12 A, Rated voltage (III/2): 320 V, Number of positions: 4, Pitch: 5 mm, Connection method: Screw connection, Color: green, Contact surface: Tin

Classifications

eCl@ss

eCl@ss 4.0	27180401
eCl@ss 4.1	27180401
eCl@ss 5.0	27180506
eCl@ss 5.1	27180506
eCl@ss 6.0	27180802
eCl@ss 7.0	27182702
eCl@ss 8.0	27182702

ETIM

ETIM 2.0	EC001031
ETIM 3.0	EC001031
ETIM 4.0	EC001031
ETIM 5.0	EC000886

UNSPSC

UNSPSC 6.01	31261501
UNSPSC 7.0901	31261501
UNSPSC 11	31261501
UNSPSC 12.01	31261501
UNSPSC 13.2	31261501

Upper part of housing - ME 45 OT-MSTBO SET - 2909905

Approvals

Approvals

Approvals


UL Recognized / cUL Recognized / cULus Recognized

Ex Approvals


Approvals submitted

Approval details

UL Recognized 

cUL Recognized 

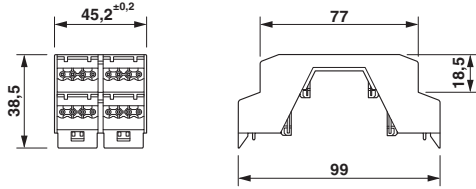
	B	D
mm ² /AWG/kcmil	30-12	30-12
Nominal current I _N	12 A	10 A
Nominal voltage U _N	250 V	300 V

cULus Recognized 

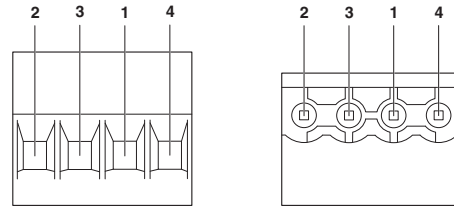
Drawings

Upper part of housing - ME 45 OT-MSTBO SET - 2909905

Dimensioned drawing

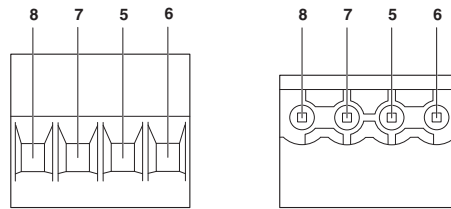


Schematic diagram



Pin assignment left

Schematic diagram



Pin assignment right